



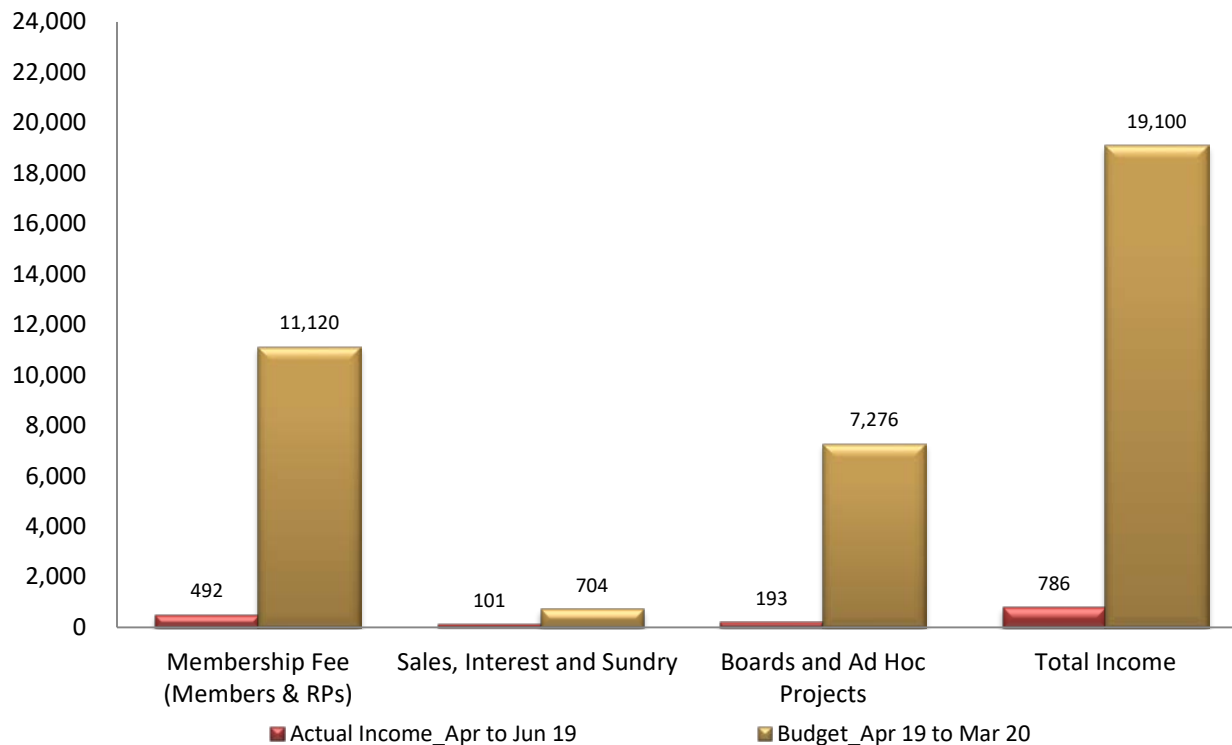
7. Report from *the Honorary Treasurer*



3rd
QGM
3rd quarterly
general meeting
2019

Actual Income – April to June 2019


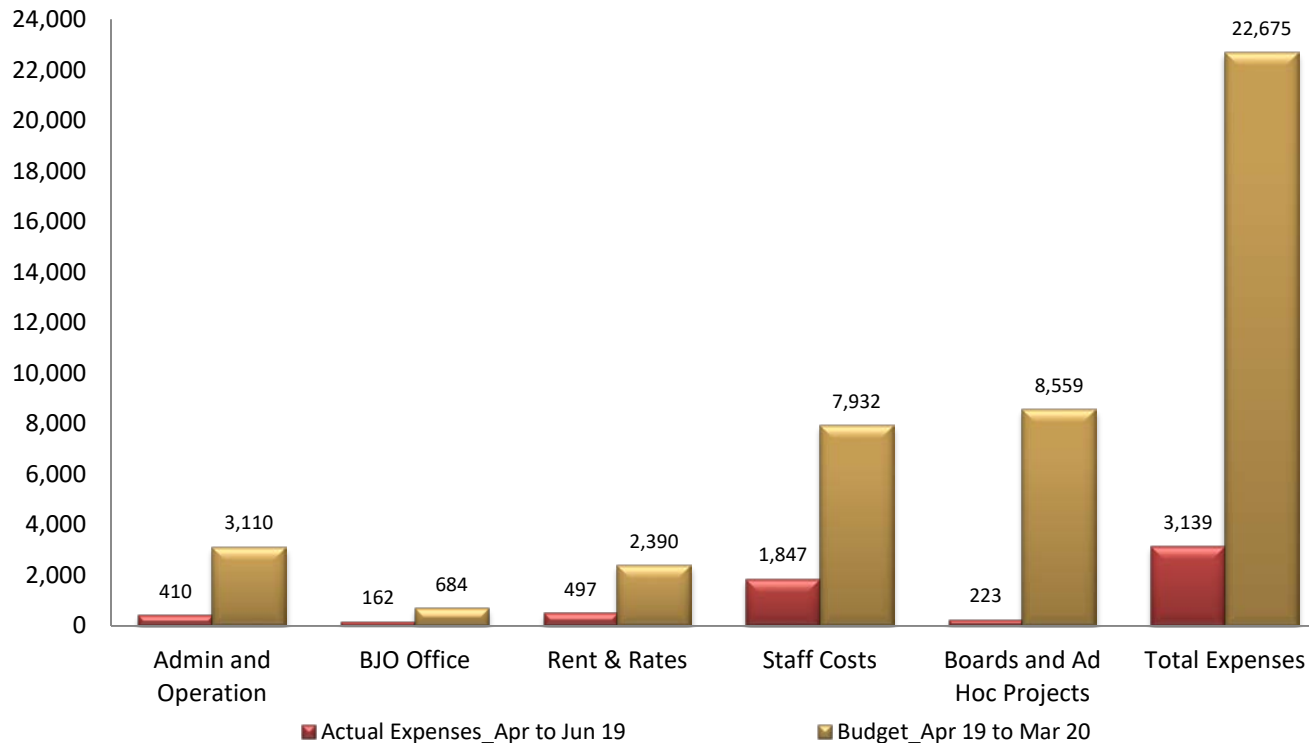
Income	Total Amount	Budget	Budget Balance	% of budget used
Membership Fee (Members & RPs)	492,000	11,120,100	10,628,100	4%
Sales, Interest and Sundry	101,500	704,300	602,800	14%
Boards and Ad Hoc Projects	193,300	7,275,578	7,082,278	3%
	<u>786,800</u>	<u>19,099,978</u>	<u>18,313,178</u>	



3rd
QGM
 3rd quarterly
 general meeting
 2019

Actual Expenses – April to June 2019

Expenses	Total Amount	Budget	Budget Balance	% of budget used
Admin and Operation	409,675	3,109,880	2,700,205	13%
BJO Office	161,769	684,400	522,631	24%
Rent & Rates	496,997	2,390,000	1,893,003	21%
Staff Costs	1,847,331	7,932,000	6,084,669	23%
Boards and Ad Hoc Projects	223,387	8,559,365	8,335,978	3%
	<u>3,139,159</u>	<u>22,675,645</u>	<u>19,536,486</u>	



3rd
QGM
3rd quarterly
general meeting
2019