



2nd

Q

G

M

2021

6. Report from the Honorary Treasurer

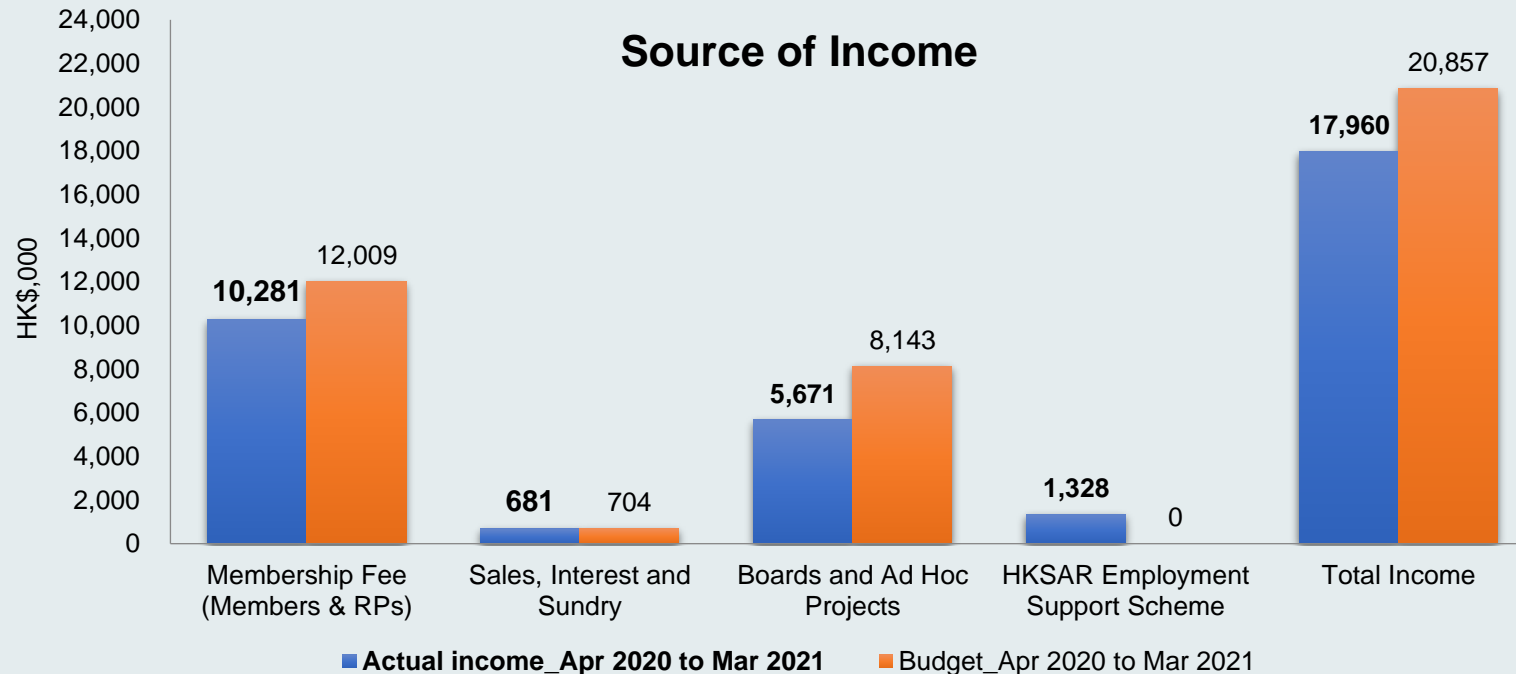
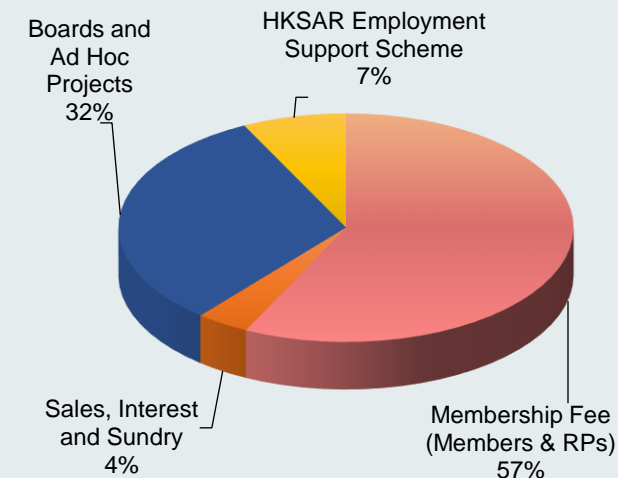
17.06.2021

7pm

2nd
Q
G
M
2021

Actual Income – Apr 2020 to Mar 2021

Income	Total Amount	Budget	Budget Balance	% of budget used
Membership Fee (Members & RPs)	10,280,660	12,009,250	1,728,590	86%
Sales, Interest and Sundry	680,681	704,300	23,619	97%
Boards and Ad Hoc Projects	5,671,427	8,143,486	2,472,059	70%
HKSAR Employment Support Scheme	1,327,560	0	(1,327,560)	N/A
	<u>17,960,328</u>	<u>20,857,036</u>	<u>2,896,708</u>	

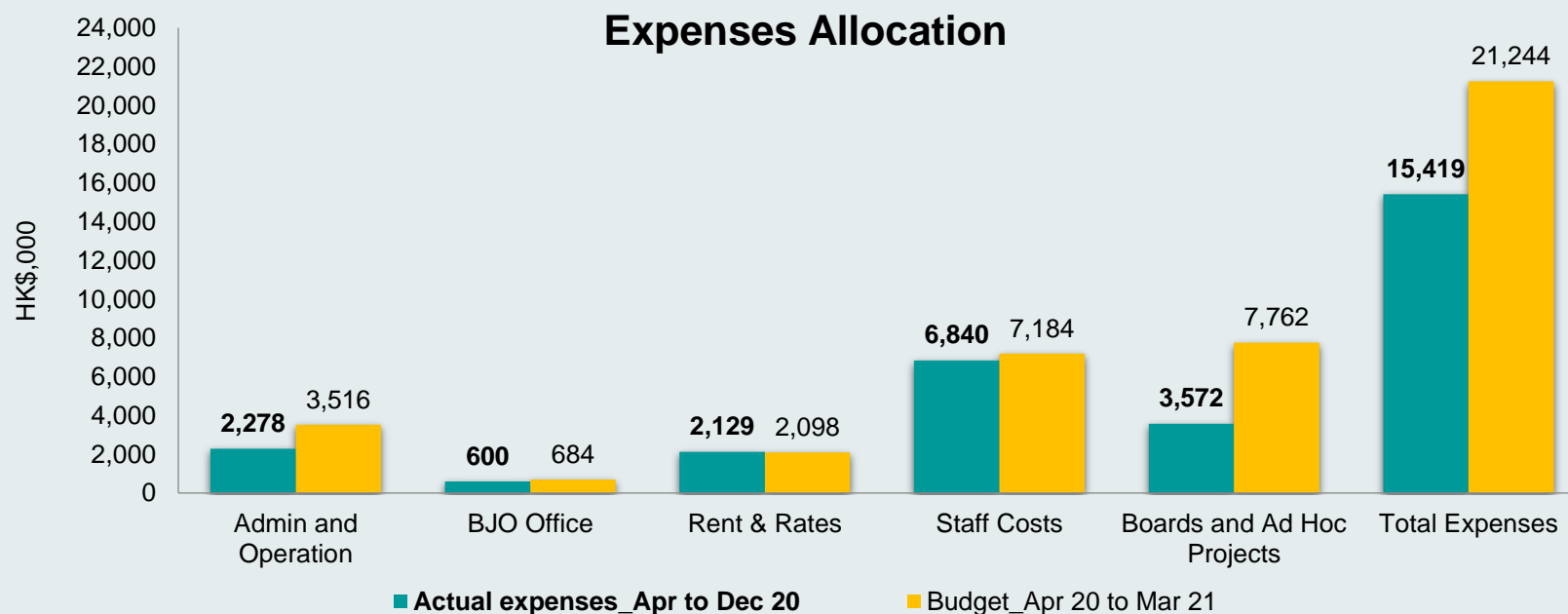
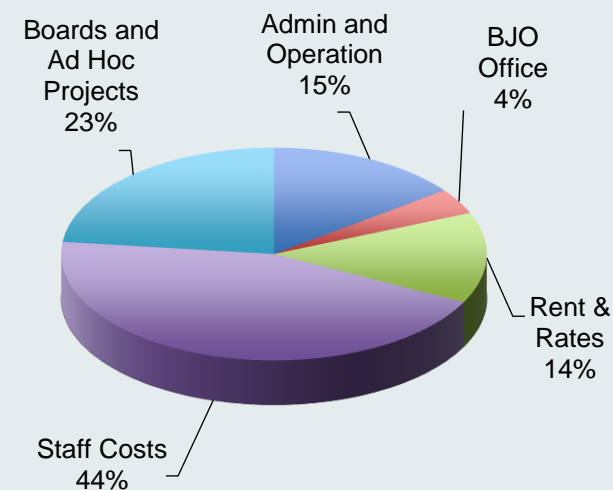


17.06.2021
7pm

2nd
Q
G
M
2021

Actual Expenses – Apr 2020 to Mar 2021

Expenses	Total Amount	Budget	Budget Balance	% of budget used
Admin and Operation	2,278,354	3,515,693	1,237,339	65%
BJO Office	600,048	684,400	84,352	88%
Rent & Rates	2,128,742	2,098,000	(30,742)	101%
Staff Costs	6,839,879	7,183,792	343,913	95%
Boards and Ad Hoc Projects	3,572,153	7,762,041	4,189,888	46%
	<u>15,419,176</u>	<u>21,243,926</u>	<u>5,824,750</u>	



17.06.2021
7pm

2nd
Q
G
M
2021

Total Income and Total Expenses

Apr 2020 to Mar 2021

Total Sum	Actual HKD	Budget HKD
Total Income	17,960,328	20,857,036
Total Expenses	15,419,176	21,243,926
Total Surplus / (Deficit)	2,541,152	(386,890)

17.06.2021
7pm