
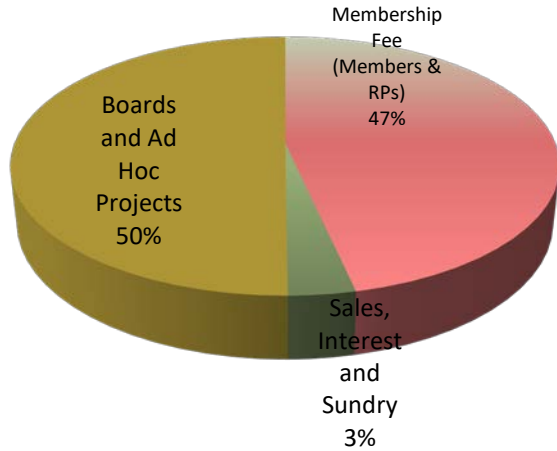


6. Report from *the Honorary Treasurer*


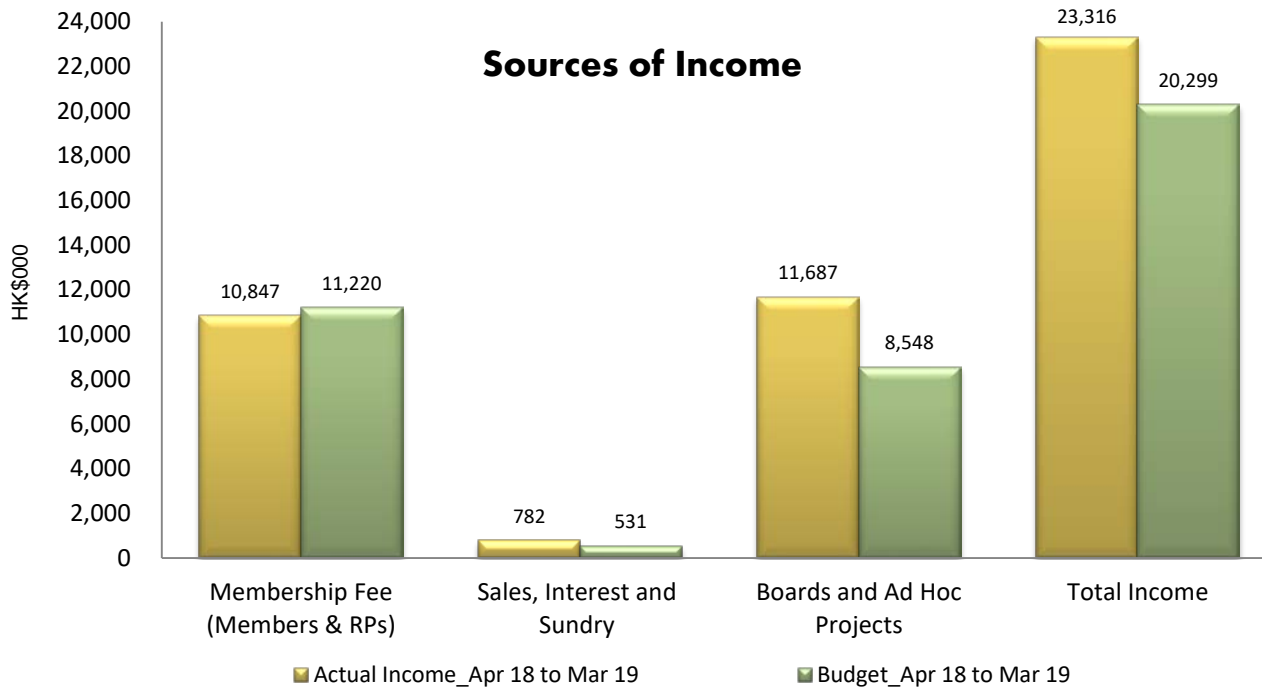


2nd
QGM
2nd quarterly
general meeting
2019

Actual Income – April 2018 to March 2019

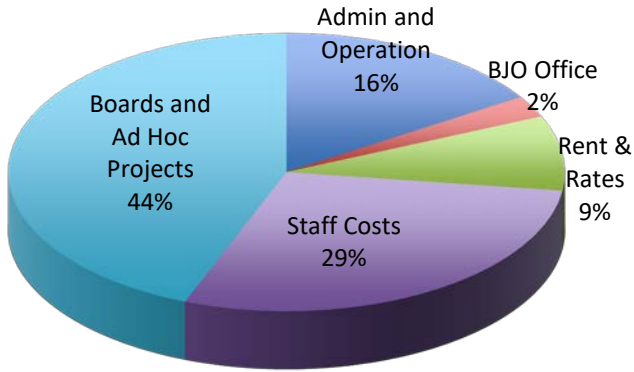


Income	Total Amount	%
Membership Fee (Members & RPs)	10,847,200	47
Sales, Interest and Sundry	782,049	3
Boards and Ad Hoc Projects	11,687,157	50
	<u>23,316,406</u>	100



2nd
QGM
 2nd quarterly
 general meeting
 2019

Actual Expenses – April 2018 to March 2019



Expenses	Total Amount	%
Admin and Operation	3,575,200	16
BJO Office	566,782	2
Rent & Rates	1,956,556	9
Staff Costs	6,469,605	29
Boards and Ad Hoc Projects	9,902,402	44
	22,470,545	100

